

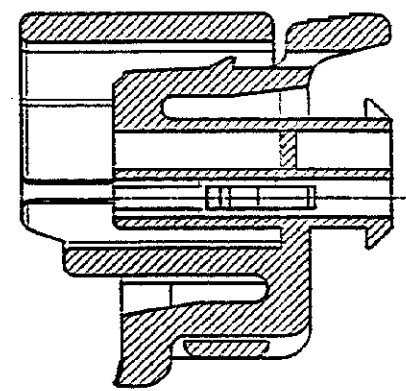
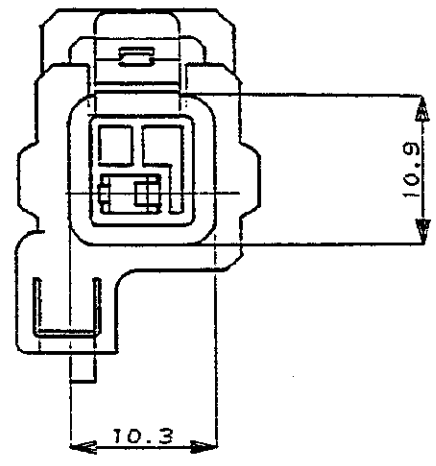
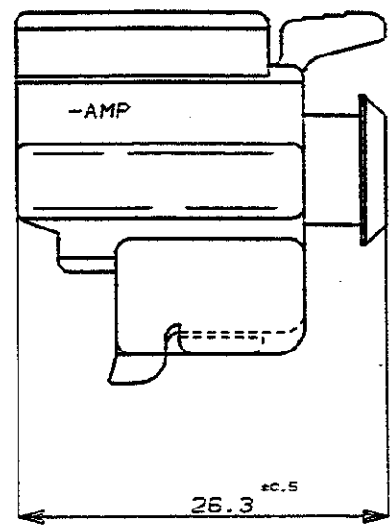
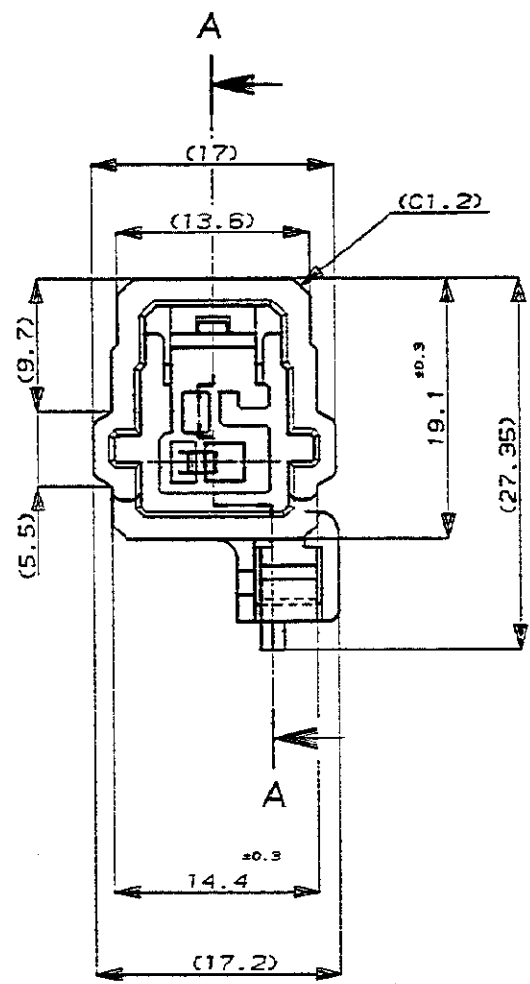
-8 本図
-8 AS SHOWN

NUMBER C-175911



METRIC

DIMENSIONS IN MILLIMETERS. DO NOT SCALE PRINT



断面 A-A
SECT.

NOTES:

- 1 MATING HOUSING PART NUMBERS ARE 175912-5 AND 175920-5
- 2 THIS PRODUCT MUST BE SUPPLIED WITH THE DOUBLE LOCK PLATE P/N 175914-1

注:

1. かん合相手型番
 - 3極キマツプハウジング P/N 175912-5
 - 5極キマツプハウジング P/N 175920-5
2. 本品は、1極プラグ用ダブルロックプレート P/N 175914-1を装着して使用する。

PRINT DIST

				Copyright ©1990 AMP (Japan), LTD. ALL RIGHTS RESERVED.		AMP AMP (JAPAN), LTD. Tokyo, Japan		
				WIRE RANGE	INSULATION DIA	NAME AIR BAG CONNECTOR 1Pos. PLUG HOUSING		
				mm ² (AWG -)	mmφ	エアバッグ コネクタ (非防水)		
				MATERIAL	COLOR	1極 プラグハウジング (検知用)		
				PBT	ORANGE	GENERAL TOLERANCE	SIZE LOC NUMBER	
A	REVISED	J-12513	KD	80	4/26/90	0<mm 10 : ±0.2	A3	C-175911
O	RELEASED	J-12471	KO	SI	5/8/90	10<mm 30 : ±0.25	SCALE	REV. A
LTR	REVISION RECORD	DR	CHK	DATE	CHK.	30<mm 100 : ±0.3	2-1	SHEET 1 OF 1
				5/8/90	5/8/90	ANGLES : ±9°	A	

CUSTOMER DRAWING